

# GPS INSIGHT INTEGRATION



Updated May 1, 2019 | [www.Carrier.MacroPointConnect.com/Technical-Documentation](http://www.Carrier.MacroPointConnect.com/Technical-Documentation)

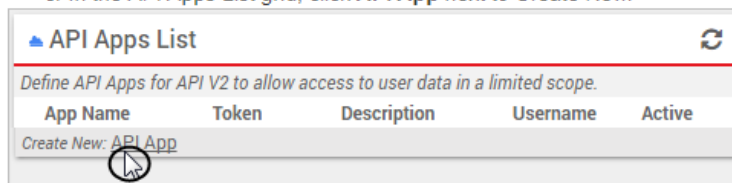
## HOW TO CONNECT

1. To move forward with GPS Insight integration, you will need your **username** and an **app token** that can be generated by the carrier via the instructions below:

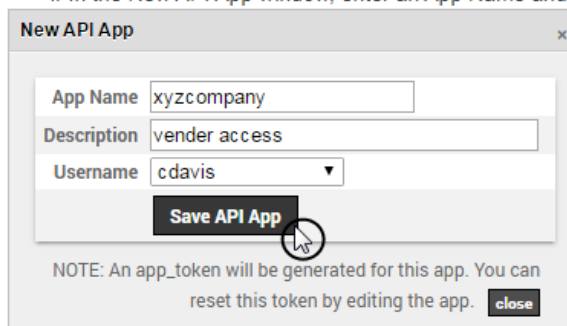
1. Open a web browser, and log in to [portal.gpsinsight.com](http://portal.gpsinsight.com).
2. From the Menu Bar, hover over the **Account** menu, point to **Manage Users**, and click **Manage access to api V2 functions**.

The Manage API Apps page appears.

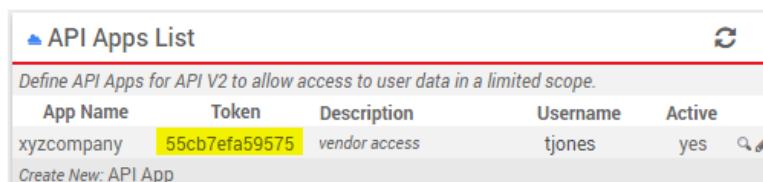
3. In the API Apps List grid, click **API App** next to Create New.



4. In the New API App window, enter an App Name and Description, and click **Save API App**.



A new App Token is generated:



2. Please send the **username** and **app token** to your dedicated Descartes MacroPoint Carrier Activation Consultant once that information has been obtained or created. If you have not been assigned a dedicated MacroPoint rep yet, please send this information to [MPActivations@descartes.com](mailto:MPActivations@descartes.com).

---

## NOTES

---

When requesting an API Key or user credentials to be provided for use with Descartes MacroPoint, please ensure that the credentials have administrative permissions/API access.